

Codice	ISO	Descrizione	ER	D	H
540PP110	40	ISO40 DIN2080 P/P H70 ER16	16	32	70
540PP113	40	ISO40 DIN2080 P/P H70 ER20	20	35	70
540PP116	40	ISO40 DIN2080 P/P H70 ER25	25	42	70
540PP120	40	ISO40 DIN2080 P/P H70 ER32	32	50	70
540PP126	40	ISO40 DIN2080 P/P H70 ER40	40	63	70
550PP110	50	ISO50 DIN2080 P/P H80 ER16	16	32	80
550PP113	50	ISO50 DIN2080 P/P H80 ER20	20	35	80
550PP116	50	ISO50 DIN2080 P/P H80 ER25	25	42	80
550PP120	50	ISO50 DIN2080 P/P H80 ER32	32	50	80
550PP126	50	ISO50 DIN2080 P/P H80 ER40	40	63	80

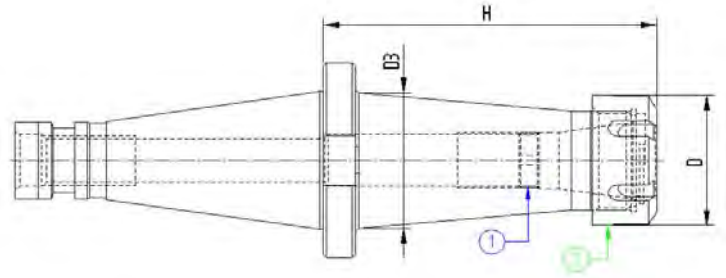

----- Secondo fattibilità, fornibili su richiesta con cono ISO 30 -----

COMPONENTI - SPARE PARTS - PIECES DETACHEES - ERSATZTEILE

Tipo Cono ER **GHIERA INT.** Q.tà **GHIERA** Q.tà



ISO 40 - 50	ER	101001601	1	916GHREQ	1
	20	101001601	1	920GHREQ	1
	25	101815801	1	925GHREQ	1
	32	102215901	1	932GHREQ	1
	40	103015901	1	940GHREQ	1



L=100

Codice	ISO	Descrizione	ER	D	H	D3
540PP210	40	ISO40 DIN2080 P/P H100 ER16	16	32	100	-
540PP213	40	ISO40 DIN2080 P/P H100 ER20	20	35	100	-
540PP216	40	ISO40 DIN2080 P/P H100 ER25	25	42	100	-
540PP220	40	ISO40 DIN2080 P/P H100 ER32	32	50	100	-
540PP226	40	ISO40 DIN2080 P/P H100 ER40	40	63	100	-
550PP210	50	ISO50 DIN2080 P/P H100 ER16	16	32	100	-
550PP213	50	ISO50 DIN2080 P/P H100 ER20	20	35	100	-
550PP216	50	ISO50 DIN2080 P/P H100 ER25	25	42	100	-
550PP220	50	ISO50 DIN2080 P/P H100 ER32	32	50	100	-
550PP226	50	ISO50 DIN2080 P/P H100 ER40	40	63	100	-

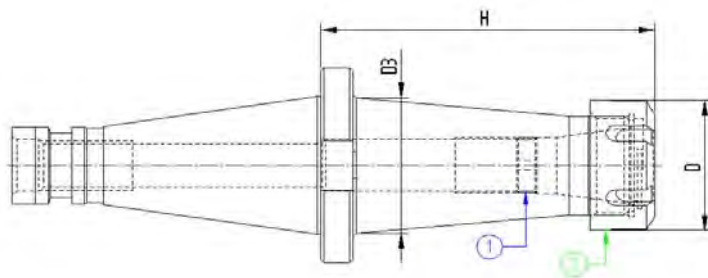

L=130

Codice	ISO	Descrizione	ER	D	H	D3
540PP310	40	ISO40 DIN2080 P/P H130 ER16	16	32	130	-
540PP313	40	ISO40 DIN2080 P/P H130 ER20	20	35	130	-
540PP316	40	ISO40 DIN2080 P/P H130 ER25	25	42	130	-
540PP320	40	ISO40 DIN2080 P/P H130 ER32	32	50	130	-
540PP326	40	ISO40 DIN2080 P/P H130 ER40	40	63	130	-
550PP310	50	ISO50 DIN2080 P/P H130 ER16	16	32	130	-
550PP313	50	ISO50 DIN2080 P/P H130 ER20	20	35	130	-
550PP316	50	ISO50 DIN2080 P/P H130 ER25	25	42	130	-
550PP320	50	ISO50 DIN2080 P/P H130 ER32	32	50	130	-
550PP326	50	ISO50 DIN2080 P/P H130 ER40	40	63	130	-

----- Secondo fattibilità, fornibili su richiesta con cono ISO 30 -----

COMPONENTI - SPARE PARTS - PIECES DETACHEES - ERSATZTEILE

Tipo Cono	ER	GHIERA INT.	Q.tà	GHIERA	Q.tà
ISO 40 - 50	16	101001601	1	916GHREQ	1
	20	101001601	1	920GHREQ	1
	25	101815801	1	925GHREQ	1
	32	102215901	1	932GHREQ	1
	40	103015901	1	940GHREQ	1



L=160

Codice	ISO	Descrizione	ER	D	H	D3
540PP410	40	ISO40 DIN2080 P/P H160 ER16	16	32	160	-
540PP413	40	ISO40 DIN2080 P/P H160 ER20	20	35	160	-
540PP416	40	ISO40 DIN2080 P/P H160 ER25	25	42	160	-
540PP420	40	ISO40 DIN2080 P/P H160 ER32	32	50	160	-
540PP426	40	ISO40 DIN2080 P/P H160 ER40	40	63	160	-
550PP410	50	ISO50 DIN2080 P/P H160 ER16	16	32	160	-
550PP413	50	ISO50 DIN2080 P/P H160 ER20	20	35	160	-
550PP416	50	ISO50 DIN2080 P/P H160 ER25	25	42	160	-
550PP420	50	ISO50 DIN2080 P/P H160 ER32	32	50	160	-
550PP426	50	ISO50 DIN2080 P/P H160 ER40	40	63	160	-

L=200

Codice	ISO	Descrizione	ER	D	H	D3
540PP510	40	ISO40 DIN2080 P/P H200 ER16	16	32	200	-
540PP513	40	ISO40 DIN2080 P/P H200 ER20	20	35	200	-
540PP516	40	ISO40 DIN2080 P/P H200 ER25	25	42	200	-
540PP520	40	ISO40 DIN2080 P/P H200 ER32	32	50	200	-
540PP526	40	ISO40 DIN2080 P/P H200 ER40	40	63	200	-
550PP510	50	ISO50 DIN2080 P/P H200 ER16	16	32	200	-
550PP513	50	ISO50 DIN2080 P/P H200 ER20	20	35	200	-
550PP516	50	ISO50 DIN2080 P/P H200 ER25	25	42	200	-
550PP520	50	ISO50 DIN2080 P/P H200 ER32	32	50	200	-
550PP526	50	ISO50 DIN2080 P/P H200 ER40	40	63	200	-

----- Secondo fattibilità, fornibili su richiesta con cono ISO 30 -----

COMPONENTI - SPARE PARTS - PIECES DETACHEES - ERSATZTEILE

Tipo Cono ER **GHIERA INT.** Q.tà **GHIERA** Q.tà



ISO 40 - 50	ER	101001601	1	916GHREQ	1
	16	101001601	1	920GHREQ	1
	20	101001601	1	925GHREQ	1
	25	101815801	1	932GHREQ	1
	32	102215901	1	940GHREQ	1
	40	103015901	1		

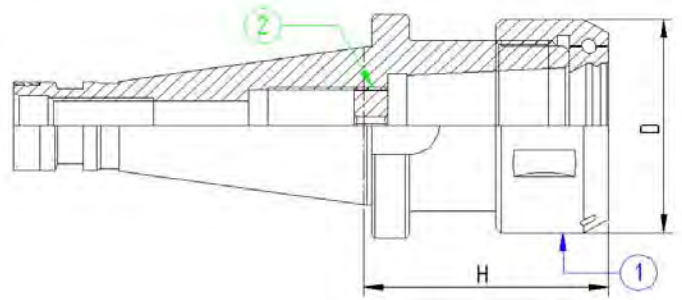
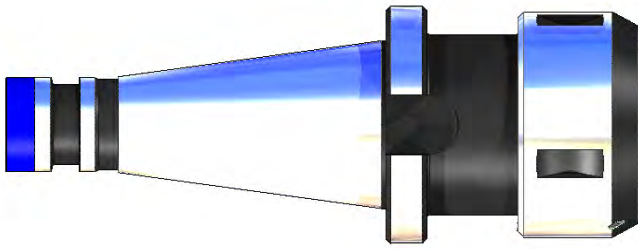


MANDRINI PORTAPINZA TIPO EOC
EOC COLLET CHUCK
MANDRINS A PINCES TYPE EOC
SPANNZANGENFUTTER EOC TYP



DIN2080

DIN 6388



Codice	ISO	Descrizione	EOC	D	H
540PO116	40	ISO40 DIN2080 P/P H70 EOC16	16	43	70
540PO125	40	ISO40 DIN2080 P/P H70 EOC25	25	60	70
540PO132	40	ISO40 DIN2080 P/P H85 EOC32	32	72	85
550PO116	50	ISO50 DIN2080 P/P H70 EOC16	16	43	70
550PO125	50	ISO50 DIN2080 P/P H70 EOC25	25	60	70
550PO132	50	ISO50 DIN2080 P/P H80 EOC32	32	72	85

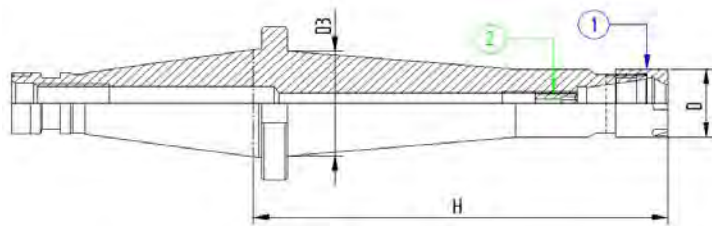
----- Secondo fattibilità, fornibili su richiesta con cono ISO 30 -----

COMPONENTI - SPARE PARTS - PIECES DETACHEES - ERSATZTEILE

Tipo Cono EOC **GHIERA INT.** Q.tà **GHIERA** Q.tà



ISO 40 - 50	16	101001601	1	916GHROS	1
	25	102715901	1	925GHROS	1
	32	102715901	1	932GHROS	1



PORTAPINZA MINI L= 100

Codice	ISO	Descrizione	ER MINI	H	D	D3
540PM207	40	ISO40 DIN2080 P/P H100 ER11MINI	11	100	16	22
540PM210	40	ISO40 DIN2080 P/P H100 ER16MINI	16	100	22	26
540PM213	40	ISO40 DIN2080 P/P H100 ER20MINI	20	100	28	-
540PM216	40	ISO40 DIN2080 P/P H100 ER25MINI	25	100	35	-
550PM210	50	ISO50 DIN2080 P/P H.100 ER16MINI	16	100	22	-
550PM213	50	ISO50 DIN2080 P/P H.100 ER20MINI	20	100	28	-
550PM216	50	ISO50 DIN2080 P/P H.100 ER25MINI	16	100	35	-

PORTAPINZA MINI L= 160

Codice	ISO	Descrizione	ER MINI	H	D	D3
540PM410	40	ISO40 DIN2080 P/P H160 ER16MINI	16	160	22	32
540PM413	40	ISO40 DIN2080 P/P H160 ER20MINI	20	160	28	36
540PM416	40	ISO40 DIN2080 P/P H160 ER25MINI	25	160	35	44
550PM410	50	ISO50 DIN2080 P/P H160 ER16MINI	16	160	22	30
550PM413	50	ISO50 DIN2080 P/P H160 ER20MINI	20	160	28	36
550PM416	50	ISO50 DIN2080 P/P H160 ER25MINI	25	160	35	42

----- Secondo fattibilità, fornibili su richiesta con cono ISO 30 -----

COMPONENTI - SPARE PARTS - PIECES DETACHEES - ERSATZTEILE

Tipo Cono ERM GHIERA Q.tà GHIERA Q.tà



ISO 40-50	11	100601001		911GHRMN	1
	16	101001601	1	916GHRMN	1
	20	101001601	1	920GHRMN	1
	25	101815801	1	925GHRMN	1